



# COOSA COUNTY

## SCHOOL SYSTEM SNAPSHOT: 2021 EDITION\*

P.O. Box 37 | Rockford, AL 35136 | (256) 377-4913

**Superintendent**

David Stover, Jr.

**Board Members**

Sharon Massie, Gaylynn Adams, Tiffany McCain, Sharon Coffman, Joe Belyeu



**\$673,567**

Cost of One Month's  
Operation/General Fund



**0.40**

Number of Months  
Reserve Balance

### By the Numbers



**Schools<sup>1</sup>..... 3**



**Students/ADM<sup>2</sup>..... 856**



**Free & Reduced Lunch..... 50%**  
**Community Eligibility Program..... 52%**



**Number of Route Buses<sup>3</sup>..... 24**  
Buses 10 yrs. old or less..... **38%**  
Students Bused..... **628**



**Full-Time Employees..... 136**  
Teachers..... **58**  
Principals/  
Assistant Principals..... **5**  
Counselors..... **3**  
Librarians..... **2**  
Other Certified Employees..... **4**  
Support Personnel..... **64**

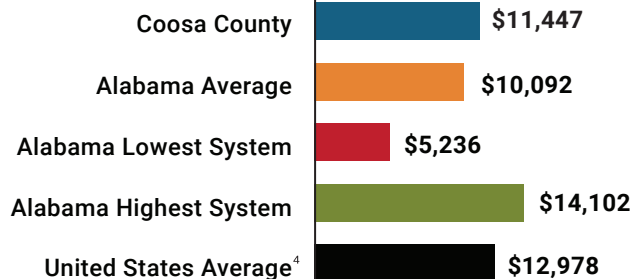
<sup>1</sup> Schools with enrollment, including Alternative and Career Technical Education

<sup>2</sup> Average Daily Membership

<sup>3</sup> Data collected in FY19 and used for FY21 funding

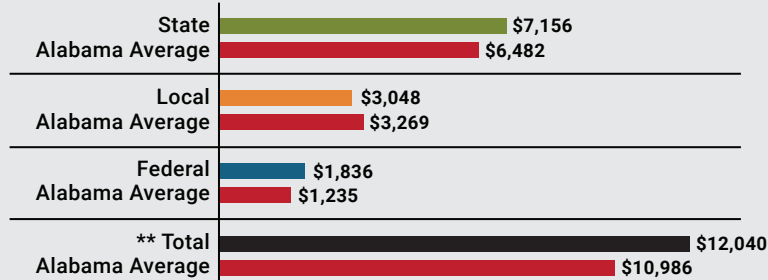
<sup>4</sup> 2019-2020 NEA Rankings of the States

### Total Per-Pupil Expenditures (PPE)



### Per-Pupil Revenue Sources

#### Coosa County Revenue Sources



**41**  
STATE  
RANK

**46**  
LOCAL  
RANK

**25**  
FEDERAL  
RANK

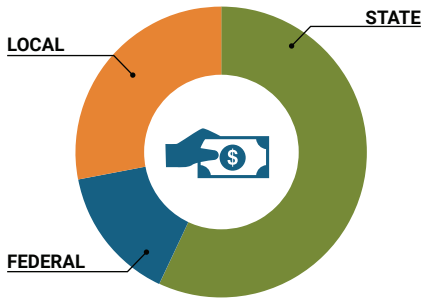
## OVERALL SYSTEM RANK 28

\*\* Total Revenue Among 137 School Systems

\* THIS REPORT INCLUDES FISCAL YEAR 2019 DATA

# School System Revenue

## How was your school system funded?<sup>1</sup>



\$6,127,026	STATE	58%
\$1,571,586	FEDERAL	15%
\$2,924,998	LOCAL	28%
\$1,688,840	Local 10-Mill Match	
\$1,236,158	AVAILABLE LOCAL REVENUE	

VALUE OF 1-MILL  
For Your School System

**\$168,884**

# School System Spending

## How did your school system spend state & local dollars?<sup>1</sup>

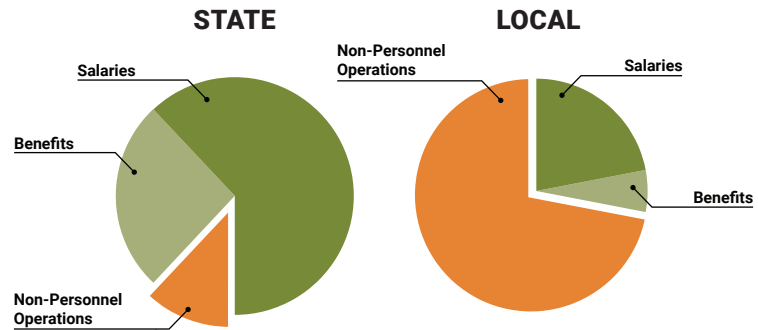
	STATE SPENDING <sup>2,3</sup>	LOCAL SPENDING <sup>2</sup>
Salaries	\$4,511,825	\$179,309
Benefits	\$1,926,130	\$44,942
Non-Personnel Operations	\$847,586	\$588,581
<b>TOTAL</b>	<b>\$7,285,541</b>	<b>\$812,832</b>

<sup>1</sup> Revenues and expenditures may contain nominal variances

<sup>2</sup> Does not include debt service or capital outlay

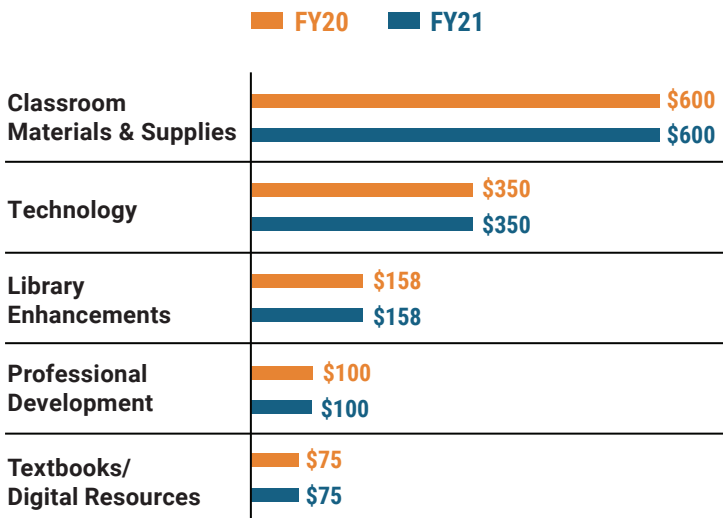
<sup>3</sup> Includes 10-mill match

<sup>4</sup> Such as utilities, operations & maintenance, etc.



Only 12% of state funding is available for non-personnel expenditures<sup>4</sup>

# Instructional Support



# Educational Advancement & Technology Fund<sup>5</sup>

FY20	\$205,911
FY19	\$242,757
FY18	\$48,342

<sup>5</sup> These one-time supplemental funds may be used for repairs and deferred maintenance, classroom instructional supplies, insurance for facilities, transportation, technology and school safety measures.

# System Debt

TOTAL DEBT <sup>6</sup>	DEBT PER STUDENT
\$3,170,647	\$3,703

<sup>6</sup> The debt totals in system audit reports may differ due to audit adjustments.



ALABAMA  
ASSOCIATION OF  
SCHOOL BOARDS

Sally Smith, J.D.  
Executive Director

Lissa Tucker, J.D.  
Director of Government Relations

43 South Jackson Street  
Montgomery, Alabama 36104

1-800-562-0601 | AlabamaSchoolBoards.org

@AlaSchoolBoards Facebook.com/AlabamaSchoolBoards